



L
E
D Landscape
Education for
Democracy

Online Seminar

Landscape and Democracy

Session 6

Section B: Concepts of Participation

B.2 Engaging communities: theories and tools for public participation

Wednesday, April 26, 2017

15 30 – 17 00 PM CET



L
E
D Landscape
Education for
Democracy

Agenda

1. Welcome and review
2. Engaging communities: theories and tools for public participation
Dr Deni Ruggeri, NMBU Norway, Dr. Eva Schwab BOKU/HfWU
3. Outlook and sequence of activities



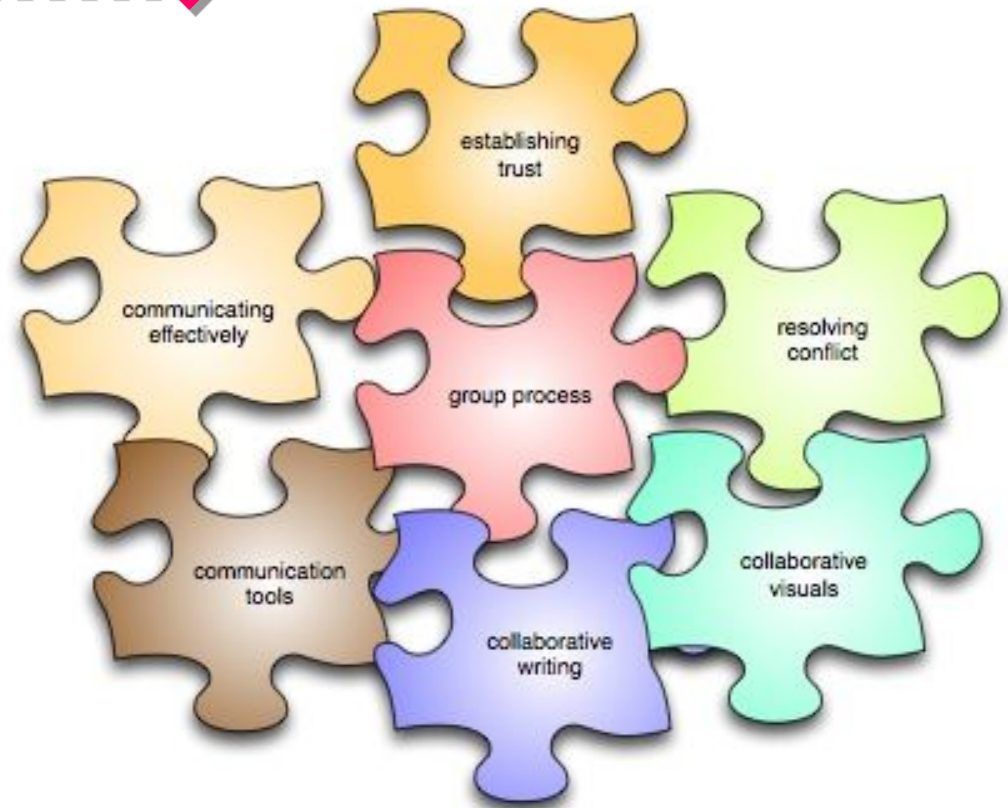
L
E
A
D
Landscape
Education for
Democracy

Seminar assignments and working process

Individual work:



Group work:



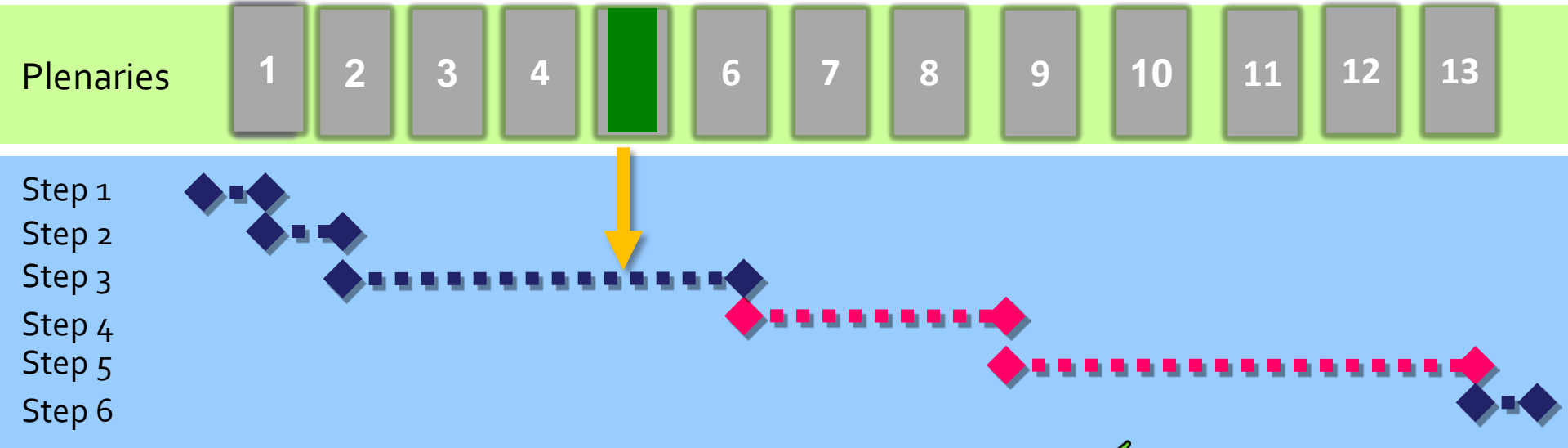


L
E
D
Landscape
Education for
Democracy

Seminar Process and Assignments

Assignment 1:

We are here today → **Reading and Synthesizing Core Terminology**



Step 1: Each participant shares a visual landscape democracy manifesto ✓

Step 2: Everyone selects his/her readings until **April 12** (→ working group pages) ✓

Step 3: Everyone selects three relevant concepts derived from the readings until **April 30** (*sorry!*)

Step 4: Group reflects and agrees on joint definitions by **May 10**

Step 5: Reflect on your definitions and write a short reflection by **May 31**

Step 6: Update your manifesto by **June 11**



L
E
D Landscape
Education for
Democracy

Assignment 1:

Reading and Synthesizing Core Terminology

Further explanations (1)

Where will you find the reading lists?

→ on the seminar wiki under ,resources‘

Availability: the materials are either

- open access
- downloadable from the repository after login (has been sent out)
- or you need to retrieve them from your libraries

→ A short look at the working group templates



**L
E
D** Landscape
Education for
Democracy

Assignment 1: Reading and Synthesizing Core Terminology

Questions and answers



Questions?



***Any ideas already
who you want to play?***

pict: <http://eslspeaking.org/role-play-for-esl-students>

Group 1

1
2
3
4
5

Group 2

1
2
3
4
5

Group 3

1
2
3
4
5

Group 4

1
2
3
4
5

Group 5

1
2
3
4
5

Group 6

1
2
3
4
5

Group 7

1
2
3
4
5

Group 8

1
2
3
4
5

Group 9

1
2
3
4
5

Group 10

1
2
3
4
5

Group 11

1
2
3
4
5

Group 12

1
2
3
4
5



**L
E
D** Landscape
Education for
Democracy

Assignment 3:

Landscape Democracy 'Movers and Shakers'

Further explanations (1)

- Your role play could develop around an imagined situation such as a difficult neighborhood. Try to work out the differences in approaches during your play
- In your 30 minutes session you have 20 minutes for the play and after this we will discuss for 10 minutes
- Each personality introduces him/herself briefly at the beginning
- You will play as if you were that person



L
E
D Landscape
Education for
Democracy

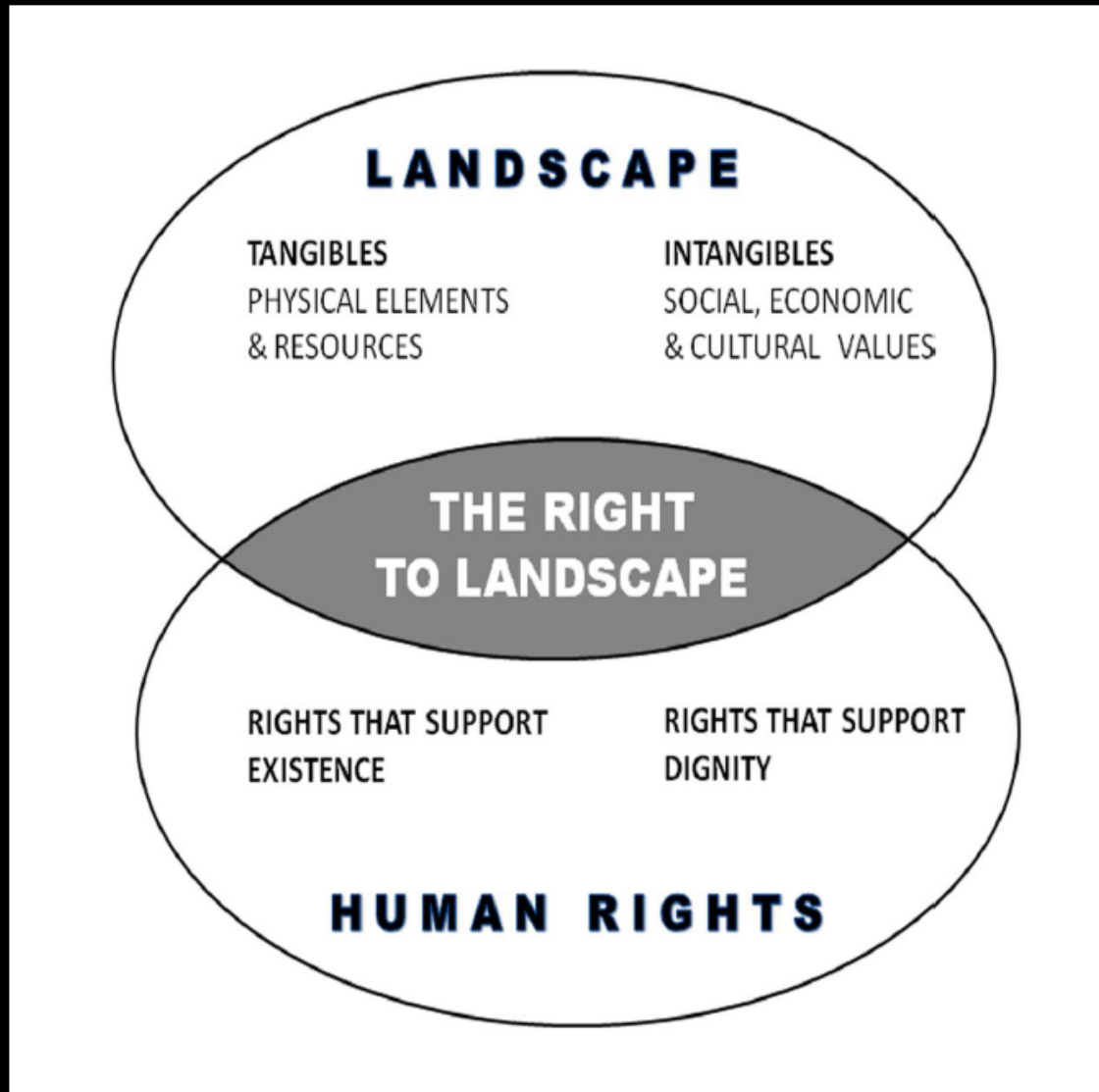
Seminar Process and Assignments

Assignment 4: Your Landscape Democracy Challenge



- Step 1:** Specify your landscape democracy challenge (you can build on your manifesto) by **May 3**
- Step 2:** Reflect in your teams about the challenges
- Step 3:** Present your challenges on **May 10** → after this you will continue with **one** challenge

Conceptual diagram





**L
E
D** Landscape
Education for
Democracy

A place and one keyword for your local challenge?

Group 1

1
2
3
4
5

Group 2

1
2
3
4
5

Group 3

1
2
3
4
5

Group 4

1
2
3
4
5

Group 5

1
2
3
4
5

Group 6

1
2
3
4
5

Group 7

1
2
3
4
5

Group 8

1
2
3
4
5

Group 9

1
2
3
4
5

Group 10

1
2
3
4
5

Group 11

1
2
3
4
5

Group 12

1
2
3
4
5



**L
E
A
D** Landscape
Education for
Democracy

Assignment 3:

Landscape Democracy 'Movers and Shakers'

Further explanations (1)

Landscape Democracy Challenge 1 [\[edit\]](#)

Give a title to your challenge

Yourname challenge 1.jpg

Yourname challenge 2.jpg

Yourname challenge 3.jpg

Yourname challenge 4.jpg

caption: why did you select
this case?

caption: what is the
issue/conflict (1)

caption: what is the
issue/conflict (2)

caption: who are the actors?

Your references:

- ...
- ...



**L
E
D** Landscape
Education for
Democracy

Assignment 3+ 4: Movers + Shakers

Your landscape democracy challenges

Questions and answers



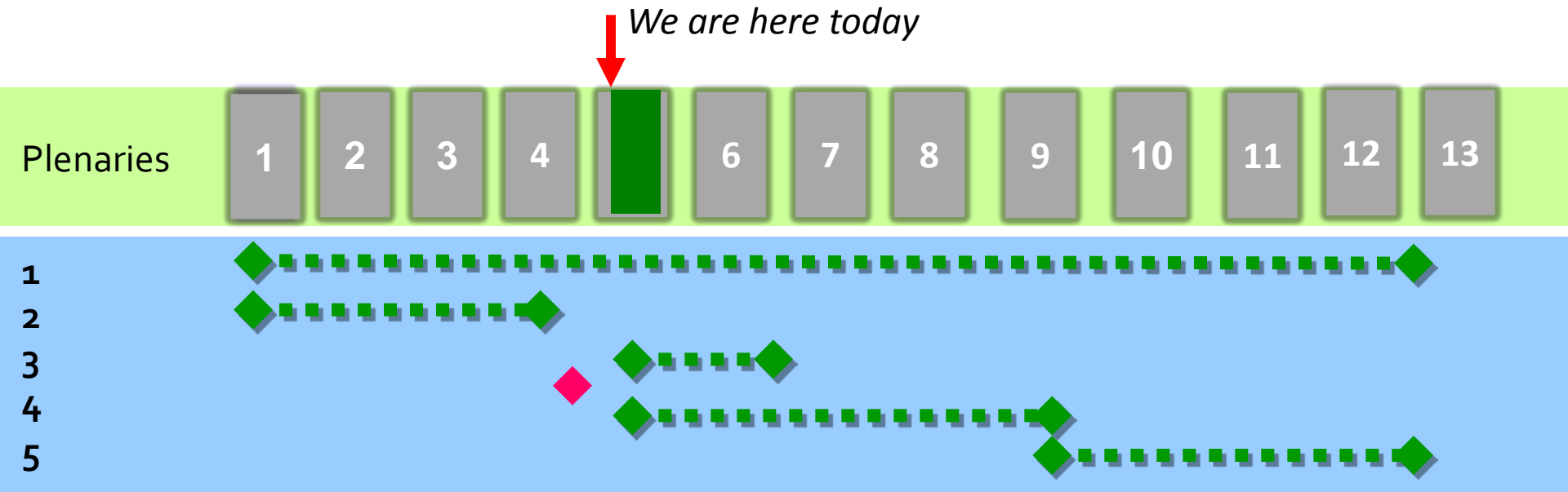
Questions?



**L
E
D** Landscape
Education for
Democracy

Seminar Process and Assignments

General overview of the seminar assignments



Assignment 1: Reading and synthesizing core terminology

Assignment 2: Your landscape symbols



Assignment 3: Role play on landscape democracy 'movers and shakers'

Assignment 4: Your landscape democracy challenge

Assignment 5: Your democratic change process



L
E
D
Landscape
Education for
Democracy

Next seminar session


Wednesday, May 3, 2017

15 30 – 17 00 pm CET

Role play – Landscape Democracy ‘Movers and Shakers’ **with you** 😊



pict: <http://eslspeaking.org/role-play-for-esl-students>



**Thank you very much
for your attention and collaboration!**