



L
E Landscape
D Education for
Democracy

Online Seminar

Landscape and Democracy

Session 5

Section B: Concepts of Participation

B.1 Community design: Shades of participation

Monday, April 24, 2017

15 30 – 17 00 PM CET



L
E Landscape
D Education for
Democracy

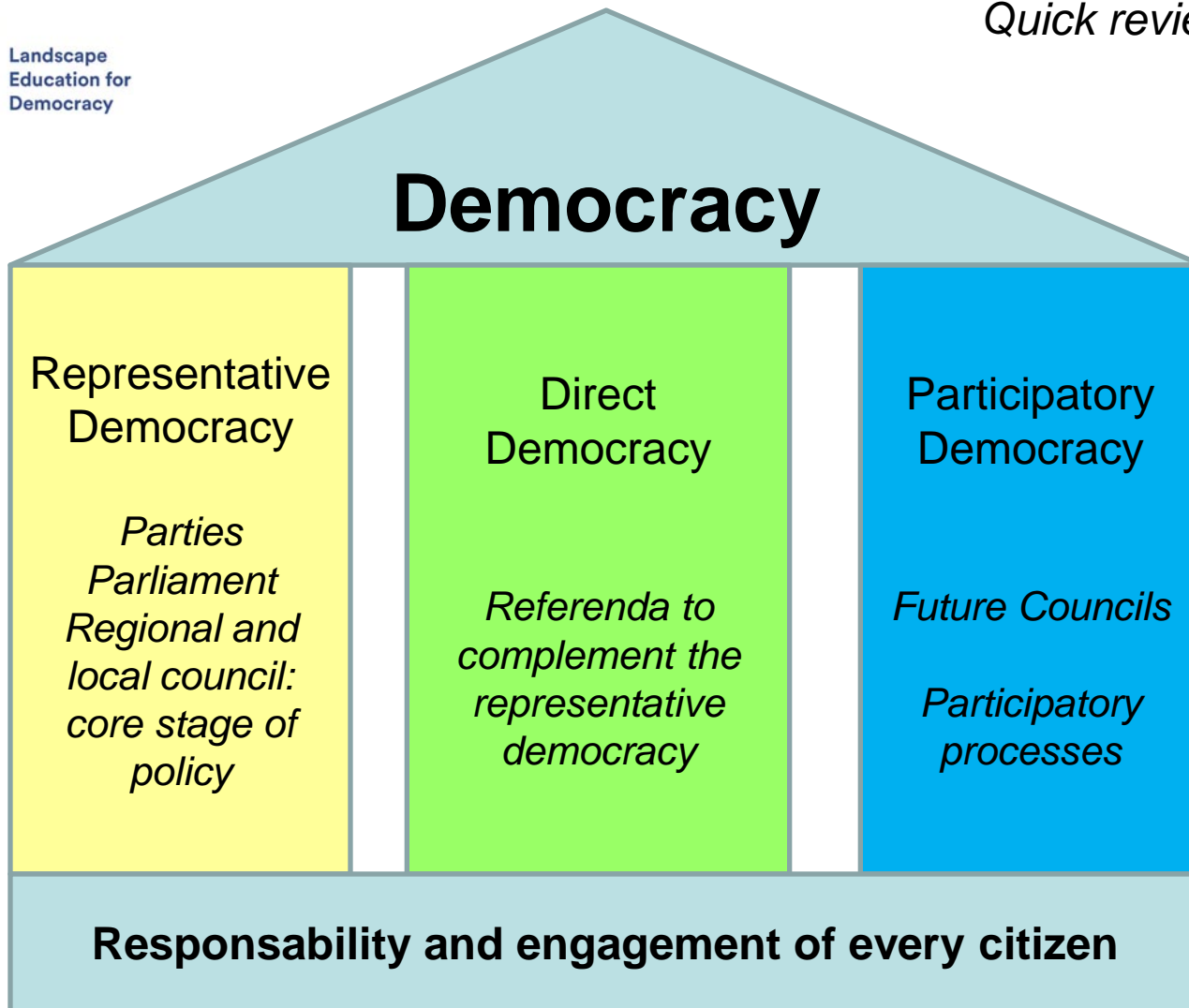
Agenda

1. Welcome and review

2. Community participation: An (incomplete) international perspective

Dr Deni Ruggeri, NMBU Norway, Dr. Eva Schwab BOKU/HfWU

3. Outlook and sequence of activities



Three columns model of contemporary democracy

Christian Felber: The economy of the common good (Gemeinwohlökonomie), 2010, p. 109



**L
E
A
D**
Landscape
Education for
Democracy

Quick review



rather than being mere assemblages of physical objects, landscapes are “constructed” in people’s minds.

People centred landscape concept: based on landscape knowledge

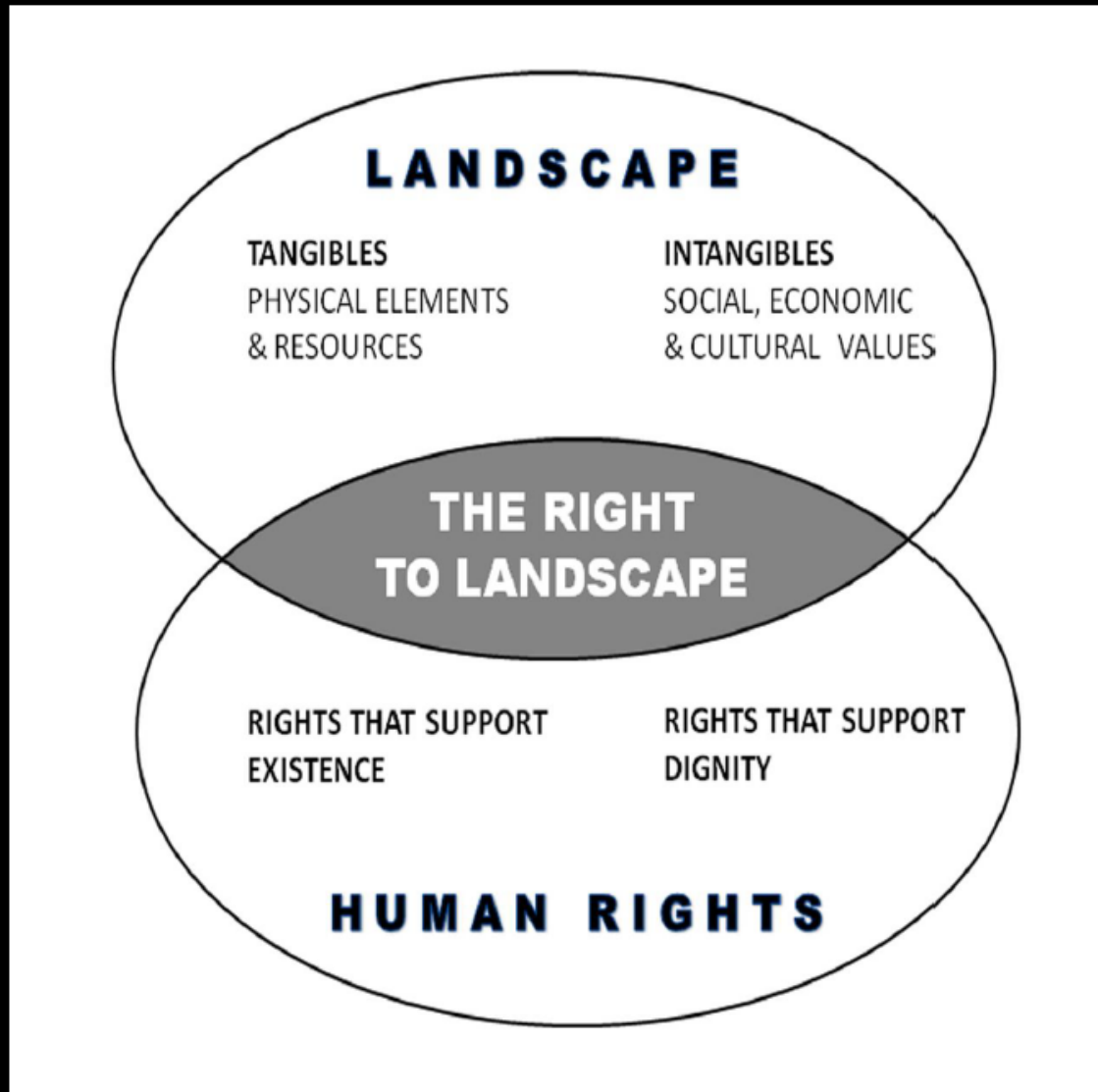
Kühne, O., 2013. *Landschaftstheorie & Landschaftspraxis*, Wiesbaden: Springer VS

Gailing, L., Leibenath, M., 2015. The Social Construction of Landscapes: Two Theoretical Lenses and Their Empirical Applications. *Landscape Research*, Volume 40, Issue 2, pages 123-138



Co-funded by the Erasmus+ Programme of the European Union

Conceptual diagram





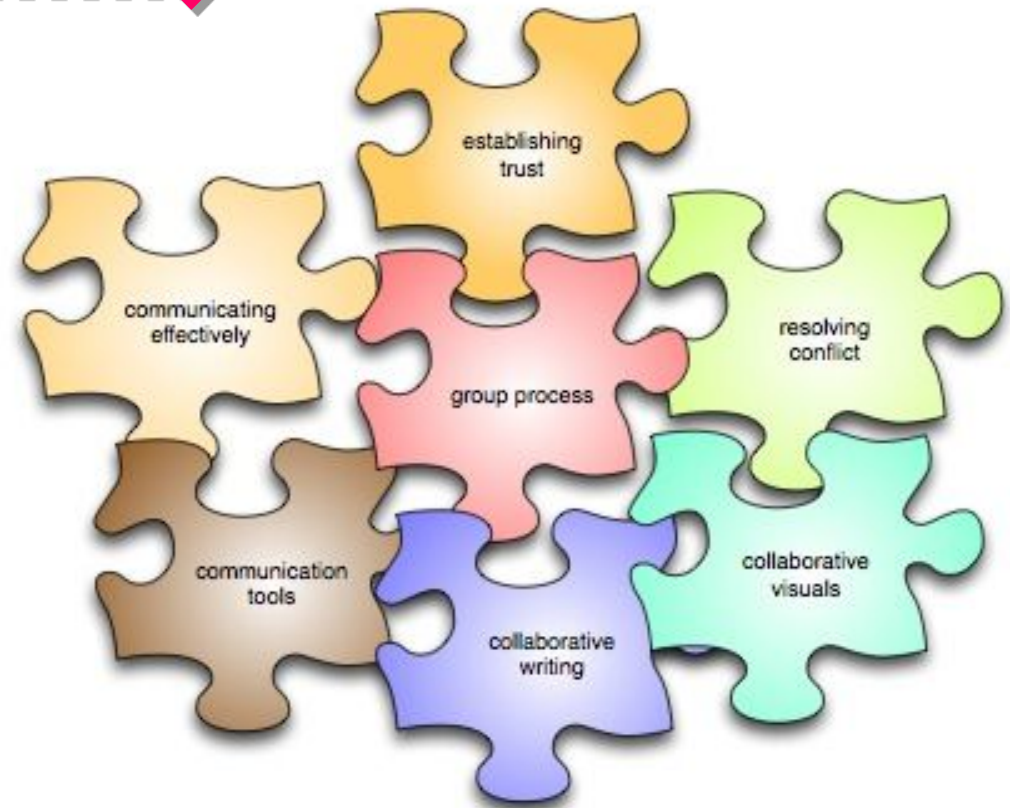
LED
Landscape
Education for
Democracy

Seminar assignments and working process

Individual work:



Group work:

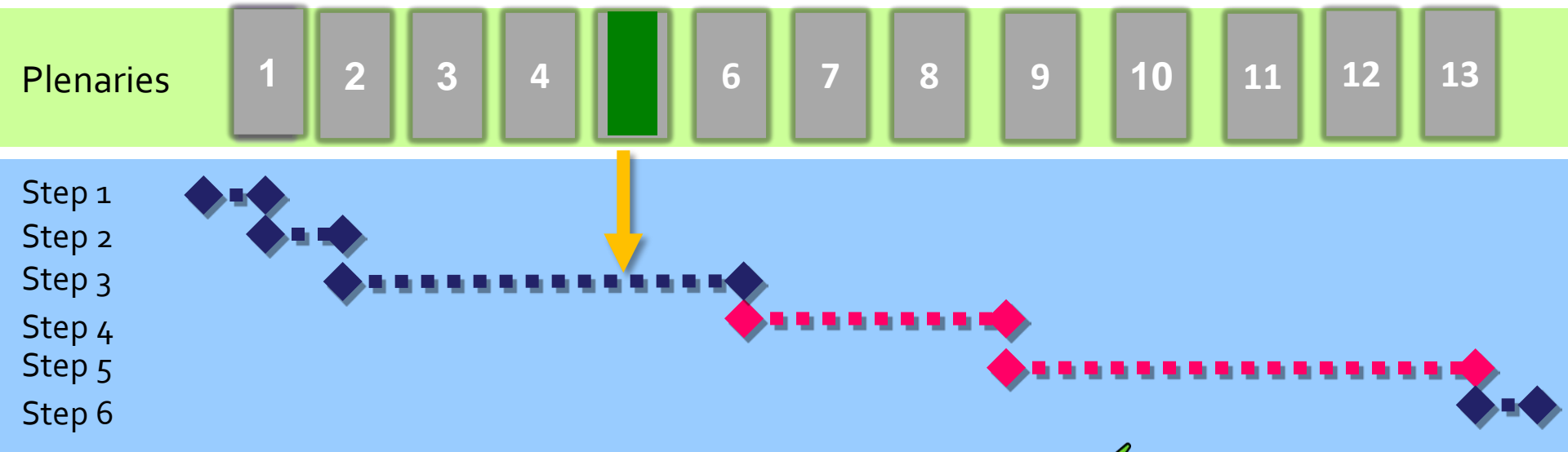




Seminar Process and Assignments

Assignment 1:

We are here today → **Reading and Synthesizing Core Terminology**



Step 1: Each participant shares a visual landscape democracy manifesto ✓

Step 2: Everyone selects his/her readings until **April 12** (→ working group pages) ✓

Step 3: Everyone selects three relevant concepts derived from the readings until **April 30** (*sorry!*)

Step 4: Group reflects and agrees on joint definitions by **May 10**

Step 5: Reflect on your definitions and write a short reflection by **May 31**

Step 6: Update your manifesto by **June 11**



**L
E
A
D** Landscape
Education for
Democracy

Assignment 1:

Reading and Synthesizing Core Terminology

Further explanations (1)

Where will you find the reading lists?

→ on the seminar wiki under ‚resources‘

Availability: the materials are either

- open access
- downloadable from the repository after login (has been sent out)
- or you need to retrieve them from your libraries

→ A short look at the working group templates



**L
E
D** Landscape
Education for
Democracy

Assignment 1: Reading and Synthesizing Core Terminology

Questions and answers



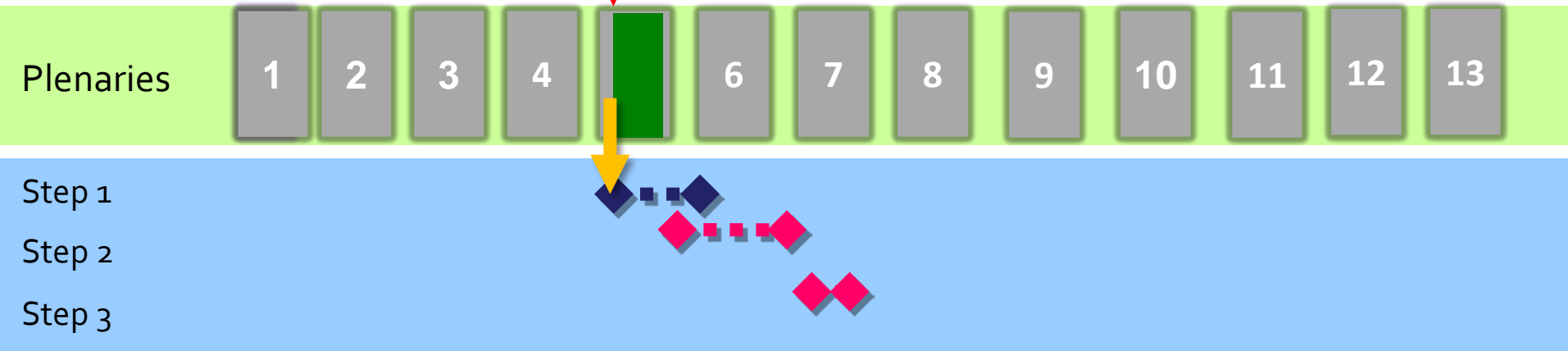


Seminar Process and Assignments

Assignment 3: Role Play

Landscape Democracy ‚Movers and Shakers‘

We are here today



- Step 1:** Select a ‘mover and shaker’ from our list
- Step 2:** Inform yourself about the life and approach of this person
Share this with your team and prepare for the role play
- Step 3:** Play out your role play live during the session on **3rd of May**



L
E
D Landscape
Education for
Democracy

Assignment 3:

Landscape Democracy 'Movers and Shakers'

Further explanations (1)

- The objective is to increase your awareness of the interconnectedness of knowledge, personal history, skills and attitudes needed to someone interested in landscape democracy and planning for democratic cities.
- Your role play could develop around an imagined situation such as a difficult neighborhood
- Try to work out the differences in approaches during your play



L
E
D Landscape
Education for
Democracy

Assignment 3:

Landscape Democracy 'Movers and Shakers'

Further explanations (1)

- In your 30 minutes session you have 20 minutes for the play and after this we will discuss for 10 minutes
- Each personality introduces him/herself briefly at the beginning
- You will play as if you were that person



L
E Landscape
D Education for
Democracy

Assignment 3+ 4: Movers + Shakers

Your landscape democracy challenges

Questions and answers





Seminar Process and Assignments

Assignment 4: Your Landscape Democracy Challenge



- Step 1:** Specify your landscape democracy challenge (you can build on your manifesto) by **May 3**
- Step 2:** Reflect in your teams about the challenges
- Step 3:** Present your challenges on **May 10** →after this you will continue with **one** challenge

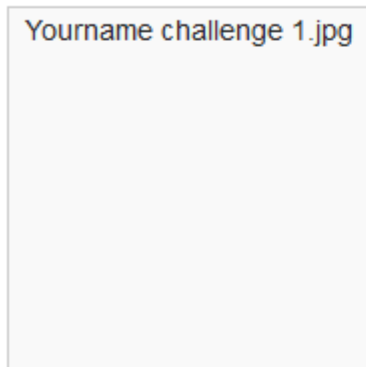


**L
E
A
D** Landscape
Education for
Democracy

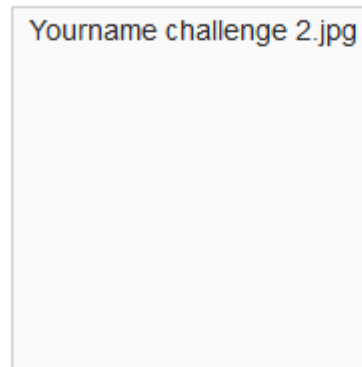
Assignment 3: Landscape Democracy 'Movers and Shakers' *Further explanations (1)*

Landscape Democracy Challenge 1 [\[edit\]](#)

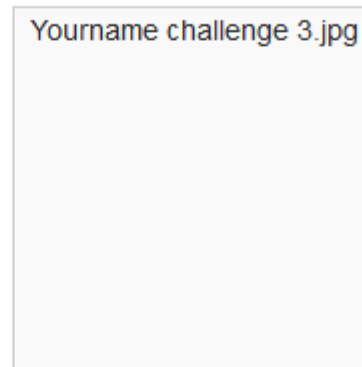
Give a title to your challenge



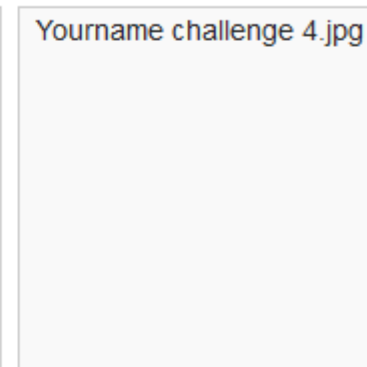
caption: why did you select
this case?



caption: what is the
issue/conflict (1)



caption: what is the
issue/conflict (2)



caption: who are the actors?

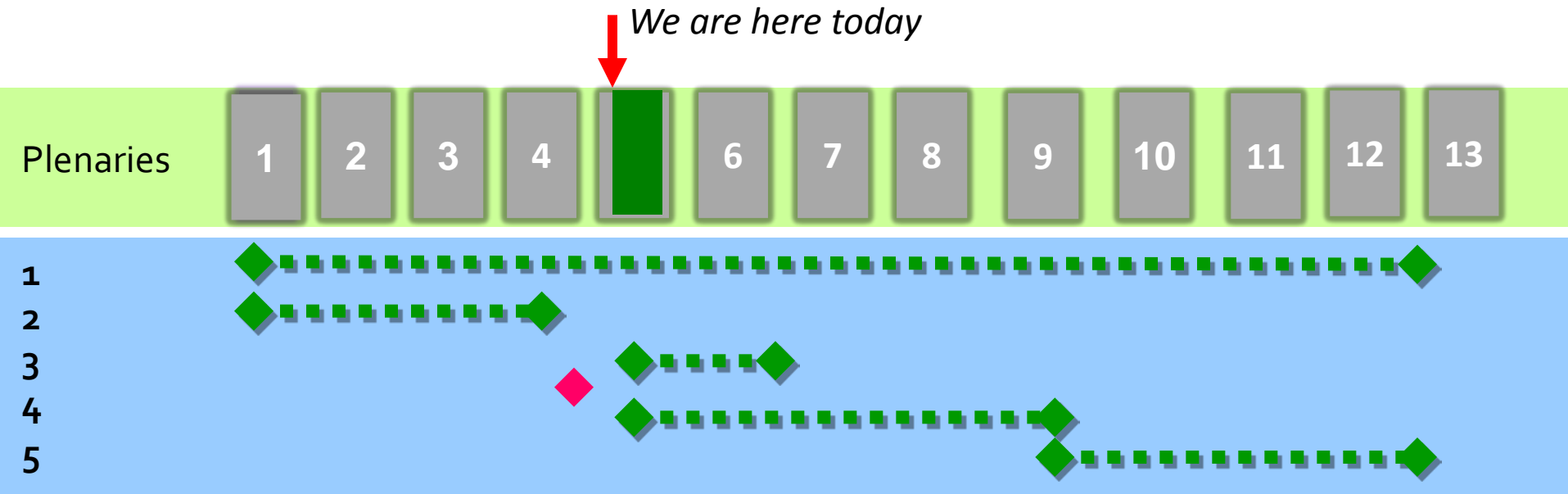
Your references:

- ...
- ...



Seminar Process and Assignments

General overview of the seminar assignments



Assignment 1: Reading and synthesizing core terminology

Assignment 2: Your landscape symbols ✓

Assignment 3: Role play on landscape democracy ‘movers and shakers’

Assignment 4: Your landscape democracy challenge

Assignment 5: Your democratic change process



L
E D Landscape
Education for
Democracy

Next seminar session

Wednesday, April 26, 2017,


15 30 – 17 00 pm CET

Engaging the public. Theories and methods of public participation

with **Deni Ruggeri and Eva Schwab**

B: Concepts of Participation

B.2: Engaging communities: theories and tools for public participation



**Thank you very much
for your attention and collaboration!**